



				2013	12
31	2,198,714,483.00	10	2.60 ( )		
	571,665,765.58		3,861,881,039.66		



		2013

"

" " "

	Kangmei Pharmaceutical Co., Ltd
	KMYY

	0755-33187777-8009	0755-33187777-8006
	0755-86275777	0755-86275777
	kangmei@kangmei.com.cn	kangmei@kangmei.com.cn

	515300
	518000
	<a href="http://www.kangmei.com.cn">http://www.kangmei.com.cn</a>
	kangmei@kangmei.com.cn

	<a href="http://www.sse.com.cn">www.sse.com.cn</a>

2011

( )

2001

2010

2002

( )

2013 9

,

“

”

“

”

		555
		10

( )

	2013	2012	(%)	2011
	13,358,728,517.00	11,165,154,818.12	19.65	6,080,507,225.35
	1,879,816,994.38	1,441,191,488.21	30.43	1,005,031,018.55
	1,853,001,334.98	1,445,386,079.19	28.20	979,375,702.50
	1,674,010,628.85	1,008,350,205.55	66.01	574,964,093.20
	2013	2012	(%)	2011
	12,027,636,936.03	10,580,984,033.57	13.67	9,246,293,785.14
	22,251,388,975.04	17,958,292,864.42	23.91	15,237,494,549.99

( )

	2013	2012	(%)	2011
	0.855	0.655	30.53	0.466
	0.855	0.655	30.53	0.466
	0.843	0.657	28.31	0.454
%	16.63	14.55	2.08	17.30
%	16.39	14.59	1.80	16.86

	2013		2012	2011
	-415,135.39		-309,719.24	4,186,563.74
	43,321,601.72		20,824,264.52	38,768,494.14





	"	"		
		500	8	
1,335,872.85		19.65%		187,981.70
30.43%				185,300.13
28.20%				
1				
	1,000	12,000		
	GMP			
			18.04	8.84%
		2%		30%
2014		4.6		
2				



2013 11 24

-

33,300.36                      106,789.64                      3.57                      22.40%  
2013 12 31                      82,521.35

2013 1 8

" . "

300

" "

30%

e

6

20

50

2014

20

"

"

B2C

O2O

"

"

2014

5 6

2014 3 14

2014 3 12

" " + "

"

"	"	GAP	"	"	"	"
"	"	"	1	"	2013	"
8,000			2	2011	"10,000	
"	"	+	+	"	10,075	GAP
					GAP	
10				14	2014	
			"		"	"
	3		"			62
3		8			5	
25						
	100					
"	"	"	"	"	"	"

500 "" " " 500 " " " " 20 " " " " AAA " " " " " " " "

( )

1

:

			%
	13,358,728,517.00	11,165,154,818.12	19.65
	9,872,688,780.15	8,356,062,662.69	18.15
	383,046,580.04	343,845,068.41	11.40
	507,058,821.97	422,346,668.75	20.06
	355,798,589.83	312,514,636.17	13.85
	1,674,010,628.85	1,008,350,205.55	66.01
	-735,267,903.82	-1,381,515,995.43	46.78
	1,428,959,915.80	147,674,403.57	867.64
	62,019,664.24	62,178,603.10	-0.26

2

(1)

5

596,572,990.70

4.47%

3

(1)

:

		(%)		(%)	(%)
	1,193,642,248.63	12.09	1,145,768,445.47	13.71	4.18
	68,583,299.12	0.69	57,758,146.86	0.69	18.74
	123,561,529.00	1.25	97,781,958.82	1.17	26.36
	7,934,201,442.07	80.37	6,665,241,288.38	79.77	19.04
	9,319,988,518.82	94.40	7,966,549,839.53	95.34	16.99
	41,048,556.05	0.42	50,443,191.86	0.60	-18.62
	542,469.81	0.01	628,019.60	0.01	-13.62
	1,435,461.32	0.01	1,536,972.78	0.02	-6.60
	307,084,853.30	3.11	162,122,147.65	1.94	89.42
	350,111,340.48	3.55	214,730,331.89	2.57	63.05
	202,514,500.63	2.05	174,598,564.31	2.09	15.99
	202,514,500.63	2.05	174,598,564.31	2.09	15.99

		9,872,614,359.93	100.00	8,355,878,735.73	100.00	18.15
--	--	------------------	--------	------------------	--------	-------

(2)

5 1,299,020,102.53 12.65%

4

			%	
	14,156,770.38	23,400,552.16	-39.50	
	46,390,212.71	22,417,800.71	106.93	
	11,716,220.18	26,828,979.98	-56.33	
	333,596,853.40	251,255,469.24	32.77	

5

(1)

	62,019,664.24
	62,019,664.24
%	0.52
%	0.46

6

			%	
	1,674,010,628.85	1,008,350,205.55	66.01	
	-735,267,903.82	-1,381,515,995.43	46.78	
	1,428,959,915.80	147,674,403.57	867.64	

( )

1

: :

				(%)	(%)	%

2013

	12,587,080,699.76	9,319,988,518.82	25.96	18.63	16.99	1.04
	399,502,589.44	350,111,340.48	12.36	57.72	63.05	2.87
	357,310,609.74	202,514,500.63	43.32	22.40	15.99	3.13
				(%)	(%)	%
	9,896,438,053.53	7,213,971,176.95	27.11	13.71	13.06	0.43
:	8,092,110,883.15	6,010,442,211.45	25.72	14.86	14.23	0.40
,184908690,642,646.23	2,106,017,341.87	,602398090	41.07	32.82	0	4.87
:	2,463,486,313.03	1,923,759,230.62	21.91	47.11	37.08	5.72
	399,502,589.44	350,111,340.48	12.36	57.72	63.05	2.87
	357,310,609.74	202,514,500.63	43.32	22.40	15.99	3.13

2

:

	1,887,372,181.51	29.00
	3,972,097,615.09	35.79
	6,471,321,600.34	12.69
	1,013,102,502.00	-1.16

( )

1

:

		%		%	%
	8,497,052,709.39	38.19	6,105,810,898.80	34.00	39.16
	166,023,637.83	0.75	53,128,565.24	0.30	212.49
	1,067,500.00	0.00	2,258,666.67	0.01	-52.74-550074 .72 .78

	54,112,964.13	0.24	34,012,861.12	0.19	59.10
	51,550,334.43	0.23	25,726,126.20	0.14	100.38
	90,388,757.47	0.41			
	26,507,270.29	0.12	19,964,125.59	0.11	32.77
	228,279,954.41	1.03	137,592,802.17	0.77	65.91
	114,250,043.10	0.51	87,292,996.08	0.49	30.88
	156,978,612.92	0.71	70,396,199.05	0.39	122.99
	874,888,625.59	3.93	200,000,000.00	1.11	337.44
	2,000,000,000.00	8.99			
	204,500,000.00	0.92			
	645,602,765.79	2.90	463,210,792.35	2.58	39.38

( )  
1

GAP

2

500                      100    50  
500



3

" " " "

OTC

" "

(2)

3

(1)

					:	:
2007		1,023,230,600.00	71,342,252.15	1,044,436,472.15		
2008		887,000,000.00		888,703,327.82		
2009		887,455,478.72		889,956,885.54		
2011		3,436,489,250.84	39,196,646.04	3,478,380,936.32		
2011		2,487,500,000.00	5,832,878.41	2,493,332,878.41		
	/	8,721,675,329.56	116,371,776.60	8,794,810,500.24		/

\*1

21,205,872.15

\*2

1,703,327.82

\*3

2,501,406.82

\*4

41,891,685.48

"

"

2,695,039.44

\*5

5,832,878.41

(2)

								:	:				
--	--	--	--	--	--	--	--	---	---	--	--	--	--

*		1,000,000,000.00	50,136,380.00	1,000,000,000.00				190,973,932.85		
		23,230,600.00	21,205,872.15	44,436,472.15				4,436,439.04		
	/	1,023,230,600.00	71,342,252.15	1,044,436,472.15	/	/		/	/	/

3

: :

		779,000,000.00	779,000,000.00		100.00	/	/	/	/	/
		108,000,000.00	109,703,327.82		100.00	/	26,637,934.20	/	/	/
	/	887,000,000.00	888,703,327.82	/	/	/	26,637,934.20	/	/	/

4

: :

		887,455,478.72	889,956,885.54		100.00	/	218,888,709.67	/	/	/
	/	887,455,478.72	889,956,885.54	/	/	/	218,888,709.67	/	/	/

5

: :

		3,436,489,250.84	3,478,380,936.32		100.00	/	656,279,867.44	/	/	/
	/	3,436,489,250.84	3,478,380,936.32	/	/	/	656,279,867.44	/	/	/

6

: :

		1,500,000,000.00	1,500,000,000.00		100.00	/	/		/	/
		987,500,000.00	993,332,878.41		100.00	/	188,586,758.70		/	/
	/	2,487,500,000.00	2,493,332,878.41	/	/	/	188,586,758.70	/	/	/

				30,000,000.00	29,962,892.17	29,953,892.17		-46,107.83	-46,107.83
				100,000,000.00	99,983,469.72	99,963,469.72		-36,530.28	-36,530.28
				5,000,000.00	22,660,925.09	-5,315,464.65	14,679,521.91	-8,177,621.90	-6,174,759.91
				20,000,000.00	26,361,581.71	15,670,884.85	858,304.68	-5,779,067.78	-4,344,406.53
				100,000,000.00	450,881,026.22	103,802,217.12	189,397,509.27	10,608,552.80	7,782,874.46
				5,000,000.00	40,543,447.36	12,457,266.48	116,177,701.91	3,024,879.95	2,215,436.62
)	(			30,000,000.00	61,123,183.89	17,086,810.34	10,008,869.44	-183,032.09	-479,546.40
)	(			20,000,000.00	265,924,488.14	-4,550,024.26	11,225,194.35	-3,923,692.14	-2,185,842.28
				25,000,000.00	253,352,383.38	28,462,299.29	371,040,814.60	2,030,989.27	1,244,216.99
				65,000,000.00	314,919,260.72	69,860,694.96	397,081,679.90	422,808.27	365,928.54
				330,000,000.00	471,720,864.75	331,326,520.69	336,598,187.98	2,992,190.67	1,825,468.73

				20,000,000.00	19,838,570.86	19,725,300.86		-235,153.66	-235,153.66
				50,000,000.00	103,765,898.02	46,986,243.50		-2,304,652.02	-1,735,319.62
				50,000,000.00	83,745,386.39	49,730,615.07		-359,001.24	-269,384.93
				120,000,000.00	3,125,181,822.68	2,608,075,757.76	1,569,007,370.43	653,968,896.58	497,164,536.73
				30,000,000.00	28,923,511.03	28,156,657.68		-1,843,342.32	-1,843,342.32

5

: :

	1,000,000,000.00	1,000,000,000.00 254,103,941.35 25.41%	254,103,941.35	254,103,941.35
	1,100,000,000.00	1,100,000,000.00 100,343,253.06 9.12%	11,079,087.56	100,343,253.06
	1,000,000,000.00		76,484,272.49	800,004,406.99

		1,000,000,000.00 800,004,406.99 80.00%			
	900,000,000.00	900,000,000.00 170,956,302.28 19.00%	69,379,376.46	170,956,302.28	
	400,000,000.00	400,000,000.00 566,217,878.05 141.55% GMP	99,412,404.60	566,217,878.05	
	300,000,000.00	300,000,000.00 182,907,935.29 60.97% GMP	67,497,769.70	182,907,935.29	
	300,000,000.00	300,000,000.00 225,635,123.45 75.21%	115,704,479.43	225,635,123.45	
	1,500,000,000.00	1,500,000,000.00 1,580,486,567.68 105.37% 2013 11 24	91,153,930.89	1,580,486,567.68	
	600,000,000.00	600,000,000.00 867,778,118.19 144.63%	64,305,812.07	867,778,118.19	
	7,100,000,000.00	/	849,121,074.55	4,748,433,526.34	/

( )

GMP

( )

" "

2014

2014 8

( )

1

" " " GAP "

2



3

7

" " " " " " " " " "

8

9

" "

10

" "

12

( )  
2014

( )  
1

2

GMP GSP

3

2013

( ) “ ”

( )

( )

( )

2012

2012

( )

( )

	10	10 ( )	10			(%)
2013	0	2.60	0	571,665,765.58	1,879,816,994.38	30.41
2012	0	2.00	0	439,742,896.60	1,441,191,488.21	30.51
2011	0	0.50	0	109,935,724.15	1,005,031,018.55	10.94

( )

2013

www.sse.com.cn

( )

( )  
1

		2013 6 6	5,100,000.00	-202,326.33						(%)	

100.00%  
382.50  
25.50

17.50%  
2.50%

510.00

89.25  
12.75

75.00%  
5.00%

( )

( )

( )

( )                    5%

				2001 2    22				
				2001 2    22				

			1					
			2	2011 6 17 7				
			3					
			4					
				2012 12 17				

			2012 12 17	1				
			2013	2013 8 28 1				



			2013	2013 12 10 1				

--	--	--	--	--	--	--	--	--	--

--	--	--	--	--	--	--	--	--

	:	:
		2,500,000
	14	

--	--	--

---

5	65,000,000	7.22
	60,762,000	6.75
	44,816,000	4.98
	24,137,000	2.68
	23,596,000	2.62
	23,065,000	2.56
	18,066,000	2.01
R2007ZX104	16,269,000	1.81

( )

( )  
1

		(%)						(%)	
1									
2									
3									
	2,198,714,483.00	100.00					2,198,714,483.00	100.00	
1	2,198,714,483.00	100.00					2,198,714,483.00	100.00	
2									
3									
4									
	2,198,714,483.00	100.00					2,198,714,483.00	100.00	

( )

( )

3

:

	2010 28	12	6.88	504,344,431	2011 12	1 504,344,431
	2011 21	6	100	25,000,000	2011 5	7 25,000,000
						2018 6 21

1  
27  
504,344,431  
2,198,714,483

[2010]1862  
2010 12  
6.88 10 3  
2011 1 12

2  
"11 " "122080"

[2011]926  
2011 7 5 7  
25

( )

( )

( )

		82,852		5		97,501
		(%)				
		30.42	668,874,274	0	0	602,000,000

		2.12	46,557,358	0	0	46,557,358
		2.12	46,557,350	0	0	46,557,350
		2.12	46,557,350	0	0	46,557,350
		1.59	34,948,028	0	0	
		1.50	32,883,439	32,883,439	0	

1.30 28,566,800

--	--

( )  
1

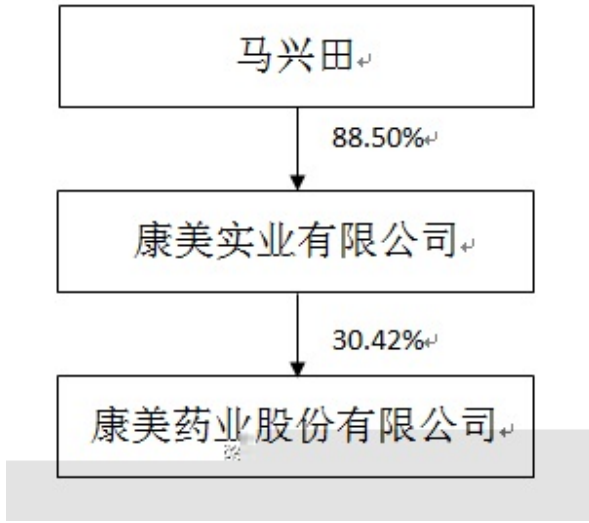
	1997 1 20
	19346255-0
	10,000

( )  
1

5	
10	

2





( )

			45	2012 5 16	2015 5 15	0	0	0		70.57	0
			44	2012 5 16	2015 5 15	46,557,350	46,557,350	0		58.76	0
			43	2012 5 16	2015 5 15	155,100	155,100	0		58.7	0
			47	2012 5 16	2015 5 15	0	0	0		14.26	0
			55	2012 5 16	2015 5 15	0	0	0		21.6	0
			47	2012 5 16	2015 5 15	0	0	0		7.86	0
			46	2012 5 16	2015 5 15	0	0	0		7.39	0
			67	2012 5 16	2015 5 15	0	0	0		7.39	0
			64	2012 5 16	2015 5 15	0	0	0		7.39	0

			77	2012 5 16	2015 5 15	0	0	0		14.34	0
			48	2012 5 16	2015 5 15	0	0	0		14.98	0
			35	2012 5 16	2015 5 15	0	0	0		16.7	0
			55	2012 5 16	2015 5 15	100,000	100,000	0		58.71	0
			43	2012 5 16	2015 5 15	50,000	50,000	0		37.21	0
			39	2012 5 16	2015 5 15	100,000	100,000	0		54.71	0
			43	2012 5 16	2015 5 15	50,000	50,000	0		54.47	0
			39	2012 7 1	2015 5 15	50,000	50,000	0		27.47	0
	/	/	/	/	/	47,062,450	47,062,450	0	/	532.51	0

1997 6

2010 8

1997 6

2010 8

1997 6

1997 6

2010 8

2006 4

2010 8

1997 6

2010 8

1997

2007 6

2011 1

2011 1

2007 1

2009 4

2012 5

2006 1

2009 5

2012 5

2005 3

2009 4

2010 6

2010

6

2000 11

2009 4

2001 3

2010 6

2001 4

2008 1

2008 1

2001 4

1997 6

2008 1

2001 7

2009 4

2006

2012 7 1

( )

			1997 6 1	
			2010 8 24	
			2010 8 24	
			2010 8 24	
			2010 8 24	
			2010 8 24	

( )

			2007 10 15	
			2008 6 6	
			2009 4 13	
			2009 6 20	
			2009 7 14	
			2009 12 9	
			2009 12 29	
			2009 12 29	
			2010 1 27	
			2010 4 15	
			2010 9 6	
			2010 10 15	
			2010 11 8	
			2010 12 1	
			2010 12 1	
			2010 12 1	
			2010 12 15	
			2011 6 1	
			2011 6 10	
			2011 7 1	
			2011 7 2	
			2011 7 4	
			2011 10 12	
			2011 11 14	
			2011 12 21	
			2012 6 10	

			2012 9 10	
			2012 10 19	
			2013 3 26	
			2013 5 16	
			2013 6 6	
			2013 9 25	
			2013 11 26	
			2013 11 27	
			2009 4 13	
			2009 12 29	
			2009 12 29	
			2011 6 1	
			2013 11 26	
			2010 9 26	
			2010 12 6	
			2011 7 2	
			2011 7 27	
			2011 10 19	
			2013 1 22	
			2013 9 25	
			2013 11 26	
			2013 11 27	
			2009 12 29	
			2009 12 29	
			2010 12 16	
			2011 12 7	
			2011 10 9	
			2012 3 8	
			2010 12 1	
			2009 4 13	
			2013 11 26	
			2012 3 31	
			2013 6 21	
			2013 7 11	
			2009 12 9	
			2013 3 26	
			2013 8 13	

			2013	11	27	
			2011	1	10	
			2007	1	1	
			2010	8	11	
			2010	6	8	

	2013	532.51

( )

	2,885
	3,345
	6,230
	2,173
	1,498
	734
	151
	1,674
	6,230
	843
	2,976
	2,411
	6,230

( )

( )

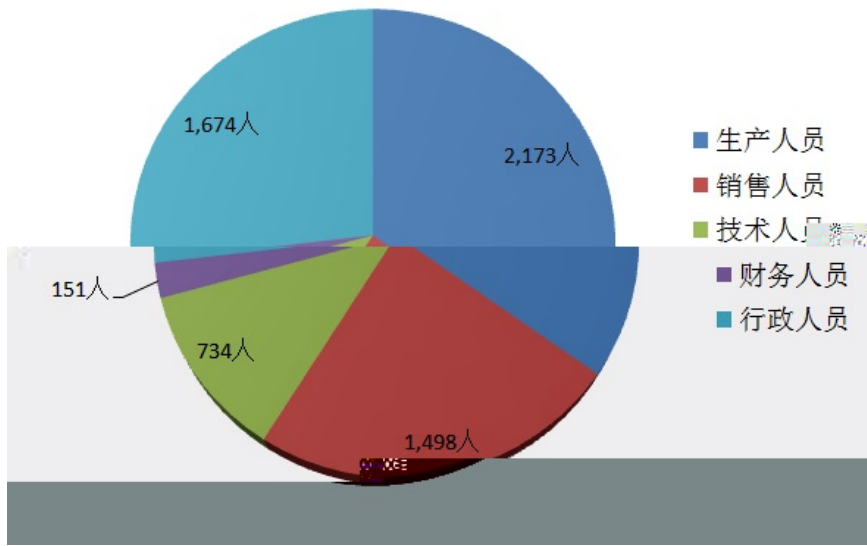
"

"

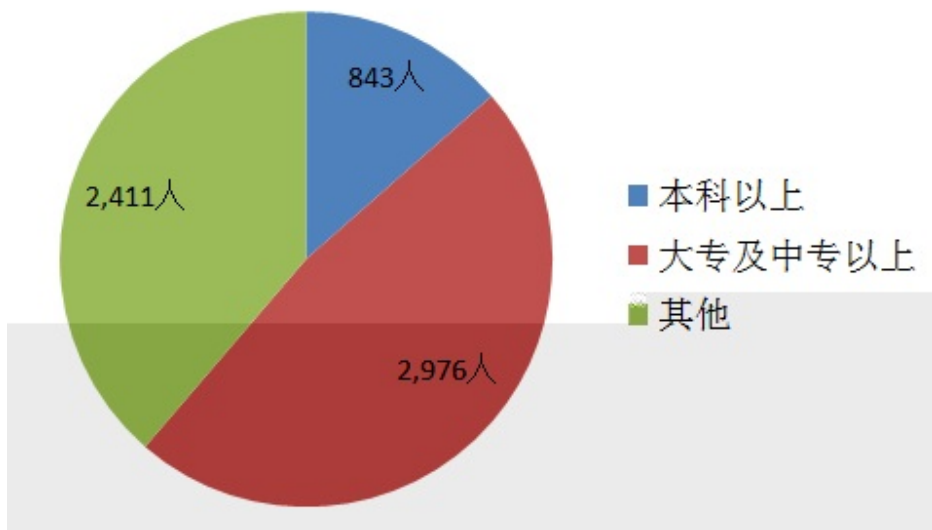
"

"

( )



( )



1

2

3

4

5

6

7

2012	2013 6 7	1 2012 2012	2012 2	<a href="http://www.sse.com.cn">http://www.sse.com.cn</a>	2013 6 8



		<p>3 2012</p> <p>4 2012</p> <p>5 2012</p> <p>6</p> <p>7</p> <p>8</p> <p>8.5</p> <p>9</p>			
2013	2013 9 18	<p>1 10</p> <p>2</p> <p>3</p> <p>4</p> <p>5</p> <p>6</p> <p>7</p> <p>8</p>		<p><a href="http://www.sse.com.cn">http://www.sse.com.cn</a></p>	2013 9 19
2013	2013 11 20	<p>1</p> <p>1.01</p> <p>1.02</p> <p>1.03</p> <p>1.04</p> <p>1.05</p> <p>1.06</p> <p>2</p>		<p><a href="http://www.sse.com.cn">http://www.sse.com.cn</a></p>	2013 11 21

( )

		9	9	6	0	0	3	
		9	9	6	0	0	3	
		9	9	6	0	0	3	
		9	9	6	0	0	3	
		9	9	6	0	0	3	
		9	9	6	0	0	3	
		9	9	6	0	0	3	
		9	9	6	0	0	3	

	9
	3
	6
	0

( )

MBO

"

" " " "  
2013 12 31

"

2013

[2014]G14000600016

31

2013

"

"

2013 12

2

1

2013 12 31

2013

2013 12 31

:

: :

	1	8,497,052,709.39	6,105,810,898.80
	2	166,023,637.83	53,128,565.24
	4	1,705,348,741.09	1,330,747,169.18
	6	322,947,135.14	346,109,150.95
	3	1,067,500.00	2,258,666.67
	5	86,185,418.74	48,071,633.37
	7	3,785,913,720.97	3,559,764,594.69
	8	78,217,452.25	68,109,381.30
		14,642,756,315.41	11,514,000,060.20
	10	285,871,475.42	232,090,055.35
	11	534,789,155.06	49,888,740.13
	12	3,848,840,184.00	2,600,338,455.09
	13	767,453,413.49	1,455,199,305.84
	14	1,802,685,133.20	1,877,439,815.09
	15	172,941,242.43	169,597,445.40
	16	54,112,964.13	34,012,861.12
	17	51,550,334.43	25,726,126.20
	19	90,388,757.47	
		7,608,632,659.63	6,444,292,804.22
		22,251,388,975.04	17,958,292,864.42
	20	2,294,076,261.00	2,100,000,000.00

	21	975,884,278.00	763,985,553.01
	22	462,466,472.19	370,912,264.50
	23	26,507,270.29	19,964,125.59
	24	228,279,954.41	137,592,802.17
	25	114,250,043.10	87,292,996.08
	26	156,978,612.92	70,396,199.05
	27	874,888,625.59	200,000,000.00
	28	2,000,000,000.00	
		7,133,331,517.50	3,750,143,940.40
	29	204,500,000.00	
	30	2,493,749,999.90	3,311,471,254.05
	31	389,419,837.42	313,539,461.34
		3,087,669,837.32	3,625,010,715.39
		10,221,001,354.82	7,375,154,655.79
	32	2,198,714,483.00	2,198,714,483.00
	33	4,749,772,882.00	4,743,194,077.32
	34	645,602,765.79	463,210,792.35
	35	4,433,546,805.24	3,175,864,680.90
		12,027,636,936.03	10,580,984,033.57
		2,750,684.19	2,154,175.06
		12,030,387,620.22	10,583,138,208.63
		22,251,388,975.04	17,958,292,864.42

2013 12 31

:

: :

		8,144,223,846.07	5,853,232,075.55
		164,835,791.38	53,128,565.24
	1	1,456,292,179.64	1,026,260,447.93
		260,297,154.51	310,146,380.43
		1,067,500.00	2,258,666.67
	2	2,137,988,707.19	1,652,258,481.08
		2,231,533,778.39	1,753,337,527.91
		17,740,910.93	4,462,131.19
		14,413,979,868.11	10,655,084,276.00
	3	2,011,432,737.02	1,722,551,316.95
		2,750,977,279.35	2,042,998,630.46
		279,182,870.68	867,555,559.33
		1,545,251,716.87	1,558,913,726.96
		31,352,292.11	20,902,510.92
		4,989,887.35	3,751,013.24
		69,855,281.06	
		6,693,042,064.44	6,216,672,757.86
		21,107,021,932.55	16,871,757,033.86

---

		2,294,076,261.00	2,100,000,000.00
		777,281,967.40	498,857,289.19
		3,175,650.91	
		14,593,649.36	12,998,412.07
		176,994,532.43	112,183,165.40
		114,250,043.10	87,292,996.08
		175,421,123.68	14,820,194.51
		874,888,625.59	200,000,000.00
		2,000,000,000.00	
		6,430,681,853.47	3,026,152,057.25
		200,000,000.00	
		2,493,749,999.90	



2013 1—12

			：	：
		13,358,728,517.00	11,165,154,818.12	
	36	13,358,728,517.00	11,165,154,818.12	
		11,228,097,569.72	9,516,046,819.78	
	36	9,872,688,780.15	8,356,062,662.69	
	37	95,348,027.35	57,877,231.60	
	38	383,046,580.04	343,845,068.41	
	39	507,058,821.97	422,346,668.75	
	40	355,798,589.83	312,514,636.17	
	42	14,156,770.38	23,400,552.16	
“ ”				
“ ”	41	48,705,417.10	47,917,106.44	
		48,702,615.39	47,917,106.44	
“ ”				
“ ”		2,179,336,364.38	1,697,025,104.78	
	43	46,390,212.71	22,417,800.71	
	44	11,716,220.18	26,828,979.98	
		419,085.33	325,384.51	
“ ”		2,214,010,356.91	1,692,613,925.51	
	45	333,596,853.40	251,255,469.24	
“ ”		1,880,413,503.51	1,441,358,456.27	
		1,879,816,994.38	1,441,191,488.21	
		596,509.13	166,968.06	
	46	0.855	0.655	
	46	0.855	0.655	
	47	6,578,804.68	3,434,484.37	
		1,886,992,308.19	1,444,792,940.64	
		1,886,395,799.06	1,444,625,972.58	
		596,509.13	166,968.06	

2013 1—12

: :

	4	12,096,589,713.72	10,029,624,283.70
	4	8,997,999,229.23	7,520,644,207.22
		39,316,508.87	34,727,127.45
		257,110,019.18	264,566,118.06
		355,587,477.59	311,833,191.75
		361,847,721.33	313,545,056.06
		11,104,623.74	9,007,828.99
“ ”			
“ ”	5	48,702,615.39	47,917,106.44
		48,702,615.39	47,917,106.44
“ ”		2,122,326,749.17	1,623,217,860.61
		19,884,441.56	7,590,379.56
		10,877,183.46	18,143,469.74
“ ”		2,131,334,007.27	1,612,664,770.43
		307,414,272.92	227,428,290.40
“ ”		1,823,919,734.35	1,385,236,480.03
		0.830	0.655
		0.830	0.655
		6,578,804.68	3,434,484.37
		1,830,498,539.03	1,388,670,964.40

2013 1—12

: :

		14,309,429,287.49	11,988,967,995.69
			120,144.40
	48	243,549,437.91	138,042,606.04
		14,552,978,725.40	12,127,130,746.13
		11,332,236,482.34	9,871,139,169.46
		293,025,212.63	218,318,985.26
		783,502,625.97	567,430,416.75
	48	470,203,775.61	461,891,969.11
		12,878,968,096.55	11,118,780,540.58
		1,674,010,628.85	1,008,350,205.55
		28,298.29	
		18,002,801.71	24,000,000.00
		22,300.00	85,010.00
		18,053,400.00	24,085,010.00

		703,430,266.68	1,405,034,861.56
		16,500,000.00	
	49	3,391,037.14	566,143.87
	48	30,000,000.00	
		753,321,303.82	1,405,601,005.43
		-735,267,903.82	-1,381,515,995.43
		2,998,576,261.00	2,700,000,000.00
		2,000,000,000.00	
		4,998,576,261.00	2,700,000,000.00
		2,800,000,000.00	2,140,000,000.00
		759,697,016.49	412,325,596.43
	48	9,919,328.71	
		3,569,616,345.20	2,552,325,596.43
		1,428,959,915.80	147,674,403.57
		2,367,702,640.83	-225,491,386.31
		6,097,548,509.56	6,323,039,895.87
		8,465,251,150.39	6,097,548,509.56

2013

2013 1—12

: :

			12,829,909,139.42			10,741,735,885.66
			361,629,889.12			156,197,555.49
			13,191,539,028.54			10,897,933,441.15
			10,171,960,306.14			8,292,015,067.86
			152,423,727.90			125,147,525.92
			655,480,996.43			478,902,163.59
			850,675,227.79			835,682,181.06
			11,830,540,258.26			9,731,746,938.43
			1,360,998,770.28			1,166,186,502.72

2013 1—12

: :

	2,198,714,483.00	4,743,194,077.32			463,210,792.35		3,175,864,680.90		2,154,175.06	10,583,138,208.63
	2,198,714,483.00	4,743,194,077.32			463,210,792.35		3,175,864,680.90		2,154,175.06	10,583,138,208.63

“ ”

6,578,804.68

182,391,973.44

1,257,682,124.34

596,509.13

1,447,249,411.59  
-77040007 Tc-276 .700

1										
2										
3										
4										
1										
2										
	2,198,714,483.00	4,749,772,882.00			645,602,765.79		4,433,546,805.24		2,750,684.19	12,030,387,620.22

: :

	2,198,714,483.00	4,739,759,592.95			324,687,144.35		1,983,132,564.84		1,987,207.00
	2,198,714,483.00	4,739,759,592.95			324,687,144.35		1,983,132,564.84		1,987,207.00
“ ”		3,434,484.37			138,523,648.00		1,192,732,116.06		166,968.06
							1,441,191,488.21		166,968.06
		3,434,484.37							3,434,484.37
		3,434,484.37					1,441,191,488.21		166,968.06
1									
2									
3									
					138,523,648.00		-248,459,372.15		-109,935,724.15
1					138,523,648.00		-138,523,648.00		
2									
3							-109,935,724.15		-109,935,724.15
4									
1									
2									
3									
4									
1									



2											
---	--	--	--	--	--	--	--	--	--	--	--

2,198,714,483.00 4,743,194,077.32

2013 1—12

: :

	2,198,714,483.00	4,743,194,077.32			463,210,792.35	3,068,970,322.31	10,474,089,674.98
	2,198,714,483.00	4,743,194,077.32			463,210,792.35	3,068,970,322.31	10,474,089,674.98
“ ”		6,578,804.68			182,391,973.44	1,201,784,864.31	1,390,755,642.43
						1,823,919,734.35	1,823,919,734.35
		6,578,804.68					6,578,804.68
		6,578,804.68				1,823,919,734.35	1,830,498,539.03
1							
2							
3							
					182,391,973.44	-622,134,870.04	-439,742,896.60
1					182,391,973.44	-182,391,973.44	
2.							
3						-439,742,896.60	-439,742,896.60
4							
1							

2							
3							
4							
1							
2							
	2,198,714,483.00	4,749,772,882.00			645,602,765.79	4,270,755,186.62	11,864,845,317.41

: :

	2,198,714,483.00	4,739,759,592.95			324,687,144.35	1,932,193,214.43	9,195,354,434.73
	2,198,714,483.00	4,739,759,592.95			324,687,144.35	1,932,193,214.43	9,195,354,434.73
“ ”		3,434,484.37			138,523,648.00	1,136,777,107.88	1,278,735,240.25
						1,385,236,480.03	1,385,236,480.03
		3,434,484.37					3,434,484.37
		3,434,484.37				1,385,236,480.03	1,388,670,964.40
1							
2							
3							
					138,523,648.00	-248,459,372.15	-109,935,724.15
1					138,523,648.00	-138,523,648.00	
2.							
3						-109,935,724.15	-109,935,724.15
4							
1							

2							
3							
4							
1							
2							
	2,198,714,483.00	4,743,194,077.32			463,210,792.35	3,068,970,322.31	10,474,089,674.98

1997 6 9	[1997]077	[1997]346	"	"
		3		2
1997 6 18	4400001007149		RMB52,800,000.00	2001
2 6			A	
			RMB70,800,000.00	2004
4 27	2003	2003		
7,080,000.00		28,320,000.00		
		RMB106,200,000.00		
2005 10 14		"	"	
	2005 10 21			10
2.5		6,750,000.00		
106,200,000.00		79,200,000.00		74.58%
27,000,000.00		25.42%	2005 10 25	
	106,200,000.00			72,450,000.00
	68.22%		33,750,000.00	31.78%
2005		2005		21,240,000.00
	31,860,000.00			
	RMB159,300,000.00			
2006 7		6,000		1 0

6.88 /  
2011 1 4

2010 12 28 2011 1 4  
504,344,431.00  
RMB 2,198,714,483.00  
[2011] 10006270029

16

[97]339

14

( )

2006 2 15

-

( )

( )

1 1 12 31

( )

( )

( )  
1 -

-

33

-

"

"

"

"

-

( )

31 --

3

( )



" "

( )

)

(

(

)

( )

1

	100	100

2

	100	100

	1%	5%
-1	5%	5%
1 2	30%	30%

2 3	50%	50%
3	80%	80%

( )

1

2

" "

3

4

5

(1)

(2)

( )  
1

2  
-

-

3

( )

		%	%
	20 -35	5	4.75-2.71
	30 -40	-	3.33-2.50

( )

1

)

(

2

		%	%
	20 -35	5	4.75-2.71
	5 -14	5	19.00-6.79
	5 -10	5	19.00-9.50
	5 -10	5	19.00-9.50

-

3

4

75

75%

90

( )

3

( ) :

1

2

3

3

×

÷

×

/

( )

1

-  
2

1

2

3

4

5

-

-

1

2

-

-

( )

( )

-

-

( )

( )

( )



( )  
1

2

3

( )

( ) /

A

B

1  
2

3

A                      B

(       )

1  
2                      10%  
3  
4

(       )

1

2

(       )

1

2

(       )

		6%	11%	13% 17%
		5%		
		1%	5%	7%
		15%	25%	
		3%		
		2%		
				30% - 60%

2013

	15%	
	25%	
	25%	
	25%	
	25%	
	25%	

( )  
1

										:	:		
								(%)	(%)				

35,000.00 ” “

\*a 1 12 2015

( 2014 7 5 ;

6

*b				10,000.00	2017 10 23 II III	10,000.00		100.00	100.00					
*c				3,000.00		3,000.00		100.00	100.00					
*d				36,046.18		36,046.18		100.00	100.00					
*e				500.00	^	500.00		100.00	100.00					

				1,000.00				1,000.00	100.00	100.00				
*f					12	13	2015							

1,000.00

\*g

)													
*l													
*m				12,000.00		12,000.00		100.00	100.00				
*n				5,000.00	2015 12 31	5,000.00		100.00	100.00				
*o				1,000.00	2015 12 29	1,000.00		100.00	100.00				
*p				1,000.00	2016 9 13	1,000.00		100.00	100.00				

					5 6	2016							
*q				2,000.00		2,000.00		100.00	100.00				
*r				100.00		100.00		90.00	90.00		6.973497		
*s				3,000.00		3,000.00		100.00	100.00				
*t				10,000.00		10,000.00		100.00	100.00				



				2,000.00	;	2,000.00	100.00	100.00					
*u					“								
				5,000.00	”	5,000.00	100.00	100.00					
*v													

\*a 2009 4 13  
 220504000001349 5,000 2012 7 13  
 30,000 35,000  
 \*b 2007 9 28 3,000 2008 9 19  
 7,000 10,000 2008 9 23  
 510109000044091  
 \*c 2009 12 17  
 110115012498831  
 3,000 2011 6 27  
 \*d 2010 9 29  
 341600000045568 10,000 , 2012 11  
 26,046.18 36,046.18  
 \*e 490 500 2011 12 30  
 2012 2 3  
 440301104921282  
 \*f 2011 1 13  
 445281000020997 1,000  
 \*g 2011 6 1  
 440101000164157

---

							1,000		
*h			2011	5	11				
			532600100005075						
2,000									
*i			2011	6	15				
			511381000033097						500
*j			2011	7	11				
			445281000024746						500
*k			2011	11	14				
			621122000001475						5,000
*l			2011	10	12				
			341600000054911						1,000
*m						2011	12	7	
			310120001958839						
2,000	2012	12				10000			
12,000									
*n									

*a				500.00		500.00		100.00	100.00				
*b				6,500.00		7,525.03		100.00	100.00				
*c				2,500.00		3,893.77		100.00	100.00				

( )

1,250.00

\*d



*i													
*j				1,120.00	(	1,700.00	90.00	90.00		275.068419			
*k				500.00		116.275859	100.00	100.00					
*l				200.00		510.00	100.00	100.00					

\*a

2009 3 4  
 110111006922967  
 100 2011 2 28 400  
 500

\*b

( ) " ( ) "  
 500 2009 12 22  
 2009 12 28 2009 12 29  
 310107000340814 2010 4 29  
 2,000 2,500 2011 4 18  
 4,000 6,500

*c	( )	6	1,000
2009 12 22		6	
2009 12 28			
		1,500	2,500
2009 12 29			
310114000237032			
*d			
	1,250	2010 04 16	
		2010 5 25	
		341600000000913	2010 6 2
			341600000033603
*e	( )	2009 02 04	
341600000033603		2013 8 15	4,500
	5,000		
*f			3,000 2010
10 15			
		2010 12 15	
			511381000000407
*g			
2,000	2010 10 15		
		5	
2010 11 8			511381000001944
*h			
		3,000	
			2010 12
16			310114000465919
2011 7 19		5,000	8,000
2012 2 28		10,000	18,000
2012 12 11		10,000	28,000
2013 5 23		5,000	33,000
*i			
		500	
	1,000		1,500
2011 9 16			330000000059659
*j			120
			90%
		900	100
	1,120	2011 6 28	

22058200001001  
 \*k 500

2012 5 15  
 310113000553394

\*l 200  
 2013 8 13  
 110105007280821

( )

a

b

c

d

( )

e

100% 510 2013 8  
 13

( )

1

: :

	29,953,892.17	-46,107.83	
	99,963,469.72	-36,530.28	
	49,730,615.07	-269,384.93	
	19,988,736.27	-11,263.73	
	1,553,876.64	-147,823.26	2013 8 13

	8,460,601,478.19	6,094,747,631.24
	34,999,899.67	8,895,493.35
	8,497,052,709.39	6,105,810,898.80

31,801,559.00  
22,473,677.55

9,327,881.45

( )  
1

	137,673,478.62	50,010,497.09
	28,350,159.21	3,118,068.15
	166,023,637.83	53,128,565.24

2

	2013 11 28	2014 5 16	4,997,588.32	
	2013 8 29	2014 2 28	4,705,178.20	
	2013 11 29	2014 5 29	4,000,000.00	
	2013 10 31	2014 4 30	3,451,503.00	
	2013 12 27	2014 6 27	3,329,600.00	
	/	/	20,483,869.52	/

3

	2013.11.26	2014.02.25	8,872,596.00	
	2013.08.27	2013.12.27	6,693,693.32	
	2013.09.26	2014.01.26	6,064,235.84	
	2013.12.19	2014.06.19	5,977,950.00	
	2013.10.23	2014.02.23	5,267,187.21	
	-	-	32,875,662.37	



	2,258,666.67	20,378,770.05	21,569,936.72	1,067,500.00
	2,258,666.67	20,378,770.05	21,569,936.72	1,067,500.00

( ) :  
1

		(%)		(%)		(%)		(%)
	3,602,234.73	0.21	3,602,234.73	100.00	3,602,234.73	0.26	3,602,234.73	100.00
	1,742,784,300.62	99.68	37,435,559.53	2.15	1,361,066,660.79	99.59	30,319,491.61	2.23
	1,742,784,300.62	99.68	37,435,559.53	2.15	1,361,066,660.79	99.59	30,319,491.61	2.23
	2,030,049.09	0.11	2,030,049.09	100.00	2,030,049.09	0.15	2,030,049.09	100.00
	1,748,416,584.44	/	43,067,843.35	/	1,366,698,944.61	/	35,951,775.43	/

			(%)	
	3,602,234.73	3,602,234.73	100.00	
	3,602,234.73	3,602,234.73	/	/

		(%)		(%)		
1						
	1,580,617,282.78	90.69	15,806,172.84	1,160,082,728.52	85.24	11,600,827.30
-1	129,157,734.86	7.41	6,458,552.90	180,770,447.61	13.28	9,038,522.40
1	1,709,775,017.64	98.10	22,264,725.74	1,340,853,176.13	98.52	20,639,349.70

1	2	17,772,157.69	1.02	5,331,647.31	12,230,130.72	0.90	3,669,039.23
2	3	7,835,046.04	0.45	3,917,523.04	1,251,934.94	0.09	625,967.48
3		7,402,079.25	0.43	5,921,663.44	6,731,419.00	0.49	5,385,135.20
		1,742,784,300.62	100.00	37,435,559.53	1,361,066,660.79	100.00	30,319,491.61

		2,932.60	2,932.60	100.00		
		615,692.21	615,692.21	100.00		
		553,659.34	553,659.34	100.00		
		857,764.94	857,764.94	100.00		
		2,030,049.09	2,030,049.09	/	/	

2                          5%( 5%)  
5%( 5%)

3

			28,951,400.00		1.66
			20,608,600.00	-1	1.18
			28,065,709.08		1.61
			26,322,916.00		1.51
			25,199,850.66		1.44
			24,307,446.56		1.39
		/	153,455,922.30	/	8.79

4

2013 12 31

"

6

"

( )

1

		(%)	(%)	(%)	(%)	(%)	(%)	
	5,049,207.37	4.80	5,049,207.37	100.00	5,319,207.37	7.77	5,319,207.37	100.00

	100,215,777.40	95.20	14,030,358.66	14.00	63,131,130.19	92.23	15,059,496.82	23.85
	100,215,777.40	95.20	14,030,358.66	14.00	63,131,130.19	92.23	15,059,496.82	23.85
	105,264,984.77	/	19,079,566.03	/	68,450,337.56	/	20,378,704.19	/

			(%)	
	5,049,207.37	5,049,207.37	100.00	
	5,049,207.37	5,049,207.37	/	/

		(%)			(%)	
1						
1	79,478,718.12	79.31	3,973,935.90	26,503,258.22	41.99	1,325,166.64
1	79,478,718.12	79.31	3,973,935.90	26,503,258.22	41.99	1,325,166.64
1 2	8,550,649.25	8.53	2,565,194.77	24,376,915.30	38.61	7,313,074.45
2 3	7,526,333.58	7.51	3,763,166.81	11,265,032.00	17.84	5,632,516.00
3	4,660,076.45	4.65	3,728,061.18	985,924.67	1.56	788,739.73
	100,215,777.40	100.00	14,030,358.66	63,131,130.19	100.00	15,059,496.82

2

			5,319,207.37	270,000.00
	/	/	5,319,207.37	/

3  
 5%( 5%)  
 5%( 5%)

4

				(%)
		50,250,000.00	1	47.74
		3,012,100.00	1-2	2.86
		5,004,500.00	2-3	4.75
		5,049,207.37	3	4.80
		3,420,747.00	3	3.25
		1,649,658.00	1	1.57
	/	68,386,212.37	/	64.97

2013 12 31

"

"

( )

1

		(%)		(%)
1	234,179,204.35	72.51	287,828,207.32	83.16
1 2	44,588,871.57	13.81	15,303,333.19	4.42
2 3	3,532,147.86	1.09	5,989,607.24	1.73
3	40,646,911.36	12.59	36,988,003.20	10.69
	322,947,135.14	100.00	346,109,150.95	100.00

2

		57,076,752.00	1	
		28,000,000.00	1	
*a		350,000.00	2-3	
*a		27,000,000.00	3	
*b		15,000,000.00	1	
*b		6,250,000.00	1-2	
		18,874,722.22	1	
	/	152,551,474.22	/	/

3

5%( 5%)

5%( 5%)

4

2013 12 31	1		
a 2006 9	"	"	30,000,000.00
2006 9	18,000,000.00	2008 12	9,000,000.00
2011 10	350,000.00		
b 2010 10	"	/	"

25,000,000.00

21,250,000.00

c a b

( )

1

	200,581,713.52	562,876.17	200,018,837.35	197,978,667.65	378,794.36	197,599,873.29
	79,543,434.02	307,447.73	79,235,986.29	8,810,010.22		8,810,010.22
	2,280,036,951.12	7,355,352.32	2,272,681,598.80	1,946,793,343.37	4,059,233.05	1,942,734,110.32

9 , 2 1 . 6 ( 9 ) - 5 . 0 0 . 6 ( 9 ) - 5 . 8 ( 8 6 8 0 0 ) ] T J 2 . 9 4

		2012.12.31			2013.12.31
	-	-	81,501,533.46	-	81,501,533.46
		986,170,945.74	401,976,866.31	612,524,641.91	775,623,170.14

5

6

7

8,339,840.62

8

( )

	29,987,395.58	23,648,074.94
	48,230,056.67	44,461,306.36
	78,217,452.25	68,109,381.30

( )

:

	(%)	(%)					
	55.00		28,923,511.03	766,853.35	28,156,657.68		-1,843,342.32
1							
	10.00	10.00	3,125,181,822.68	517,106,064.92	2,608,075,757.76	1,569,007,370.43	497,164,536.73

1

2013

5

2

( ) :  
1

c	50,000.00	50,000.00		50,000.00	50,000.00		0.08	0.08

a b	76,560,000.00	232,090,055.35	38,295,258.35	270,385,313.70		18,000,000.00	10.00	10.00
d	16,500,000.00		15,486,161.72	15,486,161.72			55.00	

a 2008

2008

b

2013

49,716,453.67

-

1

	81,128,157.98	490,954,481.53		572,082,639.51
1.	81,128,157.98	450,230,829.68		531,358,987.66
2.		40,723,651.85		40,723,651.85
	31,239,417.85	6,054,066.60		37,293,484.45
1.	31,239,417.85	5,961,953.58		37,201,371.43
2.		92,113.02		92,113.02
	49,888,740.13	484,900,414.93		534,789,155.06
1.	49,888,740.13	444,268,876.10		494,157,616.23
2.		40,631,538.83		40,631,538.83
1.				
2.				
	49,888,740.13	484,900,414.93		534,789,155.06
1.	49,888,740.13	444,268,876.10		494,157,616.23
2.		40,631,538.83		40,631,538.83

5,957,253.22

2

5,865,140.20

92,113.02

3

( ) :

1

	3,189,482,320.84	1,446,302,145.25	10,710,839.65	4,625,073,626.44
	1,813,267,540.49	1,164,985,914.07	9,020,561.00	2,969,232,893.56
	1,109,630,065.68	205,072,626.08	641,876.24	1,314,060,815.52
	102,711,682.43	12,439,091.62	338,927.49	114,811,846.56
	163,873,032.24	63,804,513.48	709,474.92	226,968,070.80
	585,462,103.14	120,148.13	188,319,085.20	1,349,656.64
	205,528,529.82		81,068,859.57	96,813.38
				286,500,576.01



	278,707,622.02		76,076,778.42	371,394.04	354,413,006.40
	31,844,571.73	55,744.00	11,525,088.47	239,652.95	43,185,751.25
	69,381,379.57	64,404.13	19,648,358.74	641,796.27	88,452,346.17
	2,604,020,217.70	/	/	/	3,852,521,946.61
	1,607,739,010.67	/	/	/	2,682,732,317.55
	830,922,443.66	/	/	/	959,647,809.12
	70,867,110.70	/	/	/	71,626,095.31
	94,491,652.67	/	/	/	138,515,724.63
	3,681,762.61	/	/	/	3,681,762.61
		/	/	/	
	2,586,210.79	/	/	/	2,586,210.79
	12,234.98	/	/	/	12,234.98

Abb. 62, 63, 64, 65, 66, 67, 68, 69, 70, 71, 72, 73, 74, 75, 76, 77, 78, 79, 80, 81, 82, 83, 84, 85, 86, 87, 88, 89, 90, 91, 92, 93, 94, 95, 96, 97, 98, 99, 100, 101, 102, 103, 104, 105, 106, 107, 108, 109, 110, 111, 112, 113, 114, 115, 116, 117, 118, 119, 120, 121, 122, 123, 124, 125, 126, 127, 128, 129, 130, 131, 132, 133, 134, 135, 136, 137, 138, 139, 140, 141, 142, 143, 144, 145, 146, 147, 148, 149, 150, 151, 152, 153, 154, 155, 156, 157, 158, 159, 160, 161, 162, 163, 164, 165, 166, 167, 168, 169, 170, 171, 172, 173, 174, 175, 176, 177, 178, 179, 180, 181, 182, 183, 184, 185, 186, 187, 188, 189, 190, 191, 192, 193, 194, 195, 196, 197, 198, 199, 200, 201, 202, 203, 204, 205, 206, 207, 208, 209, 210, 211, 212, 213, 214, 215, 216, 217, 218, 219, 220, 221, 222, 223, 224, 225, 226, 227, 228, 229, 230, 231, 232, 233, 234, 235, 236, 237, 238, 239, 240, 241, 242, 243, 244, 245, 246, 247, 248, 249, 250, 251, 252, 253, 254, 255, 256, 257, 258, 259, 260, 261, 262, 263, 264, 265, 266, 267, 268, 269, 270, 271, 272, 273, 274, 275, 276, 277, 278, 279, 280, 281, 282, 283, 284, 285, 286, 287, 288, 289, 290, 291, 292, 293, 294, 295, 296, 297, 298, 299, 300, 301, 302, 303, 304, 305, 306, 307, 308, 309, 310, 311, 312, 313, 314, 315, 316, 317, 318, 319, 320, 321, 322, 323, 324, 325, 326, 327, 328, 329, 330, 331, 332, 333, 334, 335, 336, 337, 338, 339, 340, 341, 342, 343, 344, 345, 346, 347, 348, 349, 350, 351, 352, 353, 354, 355, 356, 357, 358, 359, 360, 361, 362, 363, 364, 365, 366, 367, 368, 369, 370, 371, 372, 373, 374, 375, 376, 377, 378, 379, 380, 381, 382, 383, 384, 385, 386, 387, 388, 389, 390, 391, 392, 393, 394, 395, 396, 397, 398, 399, 400, 401, 402, 403, 404, 405, 406, 407, 408, 409, 410, 411, 412, 413, 414, 415, 416, 417, 418, 419, 420, 421, 422, 423, 424, 425, 426, 427, 428, 429, 430, 431, 432, 433, 434, 435, 436, 437, 438, 439, 440, 441, 442, 443, 444, 445, 446, 447, 448, 449, 450, 451, 452, 453, 454, 455, 456, 457, 458, 459, 460, 461, 462, 463, 464, 465, 466, 467, 468, 469, 470, 471, 472, 473, 474, 475, 476, 477, 478, 479, 480, 481, 482, 483, 484, 485, 486, 487, 488, 489, 490, 491, 492, 493, 494, 495, 496, 497, 498, 499, 500, 501, 502, 503, 504, 505, 506, 507, 508, 509, 510, 511, 512, 513, 514, 515, 516, 517, 518, 519, 520, 521, 522, 523, 524, 525, 526, 527, 528, 529, 530, 531, 532, 533, 534, 535, 536, 537, 538, 539, 540, 541, 542, 543, 544, 545, 546, 547, 548, 549, 550, 551, 552, 553, 554, 555, 556, 557, 558, 559, 560, 561, 562, 563, 564, 565, 566, 567, 568, 569, 570, 571, 572, 573, 574, 575, 576, 577, 578, 579, 580, 581, 582, 583, 584, 585, 586, 587, 588, 589, 590, 591, 592, 593, 594, 595, 596, 597, 598, 599, 600, 601, 602, 603, 604, 605, 606, 607, 608, 609, 610, 611, 612, 613, 614, 615, 616, 617, 618, 619, 620, 621, 622, 623, 624, 625, 626, 627, 628, 629, 630, 631, 632, 633, 634, 635, 636, 637, 638, 639, 640, 641, 642, 643, 644, 645, 646, 647, 648, 649, 650, 651, 652, 653, 654, 655, 656, 657, 658, 659, 660, 661, 662, 663, 664, 665, 666, 667, 668, 669, 670, 671, 672, 673, 674, 675, 676, 677, 678, 679, 680, 681, 682, 683, 684, 685, 686, 687, 688, 689, 690, 691, 692, 693, 694, 695, 696, 697, 698, 699, 700, 701, 702, 703, 704, 705, 706, 707, 708, 709, 710, 711, 712, 713, 714, 715, 716, 717, 718, 719, 720, 721, 722, 723, 724, 725, 726, 727, 728, 729, 730, 731, 732, 733, 734, 735, 736, 737, 738, 739, 740, 741, 742, 743, 744, 745, 746, 747, 748, 749, 750, 751, 752, 753, 754, 755, 756, 757, 758, 759, 760, 761, 762, 763, 764, 765, 766, 767, 768, 769, 770, 771, 772, 773, 774, 775, 776, 777, 778, 779, 780, 781, 782, 783, 784, 785, 786, 787, 788, 789, 790, 791, 792, 793, 794, 795, 796, 797, 798, 799, 800, 801, 802, 803, 804, 805, 806, 807, 808, 809, 810, 811, 812, 813, 814, 815, 816, 817, 818, 819, 820, 821, 822, 823, 824, 825, 826, 827, 828, 829, 830, 831, 832, 833, 834, 835, 836, 837, 838, 839, 840, 841, 842, 843, 844, 845, 846, 847, 848, 849, 850, 851, 852, 853, 854, 855, 856, 857, 858, 859, 860, 861, 862, 863, 864, 865, 866, 867, 868, 869, 870, 871, 872, 873, 874, 875, 876, 877, 878, 879, 880, 881, 882, 883, 884, 885, 886, 887, 888, 889, 890, 891, 892, 893, 894, 895, 896, 897, 898, 899, 900, 901, 902, 903, 904, 905, 906, 907, 908, 909, 910, 911, 912, 913, 914, 915, 916, 917, 918, 919, 920, 921, 922, 923, 924, 925, 926, 927, 928, 929, 930, 931, 932, 933, 934, 935, 936, 937, 938, 939, 940, 941, 942, 943, 944, 945, 946, 947, 948, 949, 950, 951, 952, 953, 954, 955, 956, 957, 958, 959, 960, 961, 962, 963, 964, 965, 966, 967, 968, 969, 970, 971, 972, 973, 974, 975, 976, 977, 978, 979, 980, 981, 982, 983, 984, 985, 986, 987, 988, 989, 990, 991, 992, 993, 994, 995, 996, 997, 998, 999, 1000

	600,000,000.00	744,324,816.23	25,564,679.79	769,889,496.02			


( )  
1

	1,996,160,768.73	50,072,198.15	89,696,500.00	1,956,536,466.88
	1,936,824,883.50	45,611,805.31	89,696,500.00	1,892,740,188.81
	44,888,283.23	4,460,392.84		49,348,676.07
	14,447,602.00			14,447,602.00
	118,720,953.64	36,604,421.74	1,474,041.70	153,851,333.68
	101,708,267.95	30,870,592.72	1,474,041.70	131,104,818.97
	4,831,680.39	5,585,199.66		10,416,880.05
	12,181,005.30	148,629.36		12,329,634.66
	1,877,439,815.09	13,467,776.41	88,222,458.30	1,802,685,133.20
	1,835,116,615.55	14,741,212.59	88,222,458.30	1,761,635,369.84
	40,056,602.84	-1,124,806.82		38,931,796.02
	2,266,596.70	-148,629.36		2,117,967.34
	1,877,439,815.09	13,467,776.41	88,222,458.30	1,802,685,133.20
	1,835,116,615.55	14,741,212.59	88,222,458.30	1,761,635,369.84
	40,056,602.84	-1,124,806.82		38,931,796.02
	2,266,596.70	-148,629.36		2,117,967.34

36,604,421.74

2  
3

( ) :

	43,698,949.24		43,698,949.24	
	10,574,310.23		10,574,310.23	
	6,649,277.79		6,649,277.79	

	16,127,509.96			16,127,509.96	
	83,759,178.66			83,759,178.66	
	588,219.52			588,219.52	
	8,200,000.00			8,200,000.00	
		3,343,797.03		3,343,797.03	
	169,597,445.40	3,343,797.03		172,941,242.43	

2013 12 31

( ) :

	26,822,931.16	12,410,965.45	7,690,992.76		31,542,903.85
	3,808,283.41	10,092,264.18	1,985,475.06		11,915,072.53
	1,089,818.26	1,392,227.05	725,454.08		1,756,591.23
	1,065,191.36	866,774.53	802,311.22		1,129,654.67
	1,226,636.93	6,885,600.00	343,495.08		7,768,741.85
	34,012,861.12	31,647,831.21	11,547,728.20		54,112,964.13

( ) /

1

(1)

	13,133,164.57	12,234,688.84
	15,367,766.42	6,678,770.21
	1,442,078.49	824,960.56
	12,500.00	12,500.00
	552,264.39	552,264.39
	5,311,302.60	5,422,942.20
	15,731,257.96	
	51,550,334.43	25,726,126.20

2

	61,794,792.77

	61,471,065.67
	8,339,840.62
	50,000.00
	3,681,762.61
	23,502,502.76
	62,925,031.85
	221,764,996.28

3

( ) :

	56,330,479.62	5,816,929.76			62,147,409.38
	4,438,027.41	8,339,840.62		4,438,027.41	8,339,840.62
	50,000.00				50,000.00
	3,681,762.61				3,681,762.61
	64,500,269.64	14,156,770.38		4,438,027.41	74,219,012.61

( )

	3,554,929.00	
	1,997,961.53	
	54,835,866.94	
	30,000,000.00	
	90,388,757.47	

( )

1

		600,000,000.00
	2,294,076,261.00	1,500,000,000.00
	2,294,076,261.00	2,100,000,000.00

2

( )

1

1	937,551,907.54	702,249,864.05
1-2	36,534,649.77	60,678,206.42
2-3	850,952.32	250,103.17
3	946,768.37	807,379.37
	975,884,278.00	763,985,553.01

2

5%( 5%)

5%( 5%)

3

2013 12 31 1

( )

1

1	433,566,979.22	370,616,729.06

2 5%( 5%)  
5%( 5%)

3 1  
2013 12 31 1

( )

	19,705,177.11	250,217,451.28	243,928,325.08	25,994,303.31
	19,022.11	12,968,699.73	12,956,311.84	31,410.00
	87,528.30	31,480,876.10	31,508,431.80	59,972.60
1	71,690.00	21,884,693.37	21,912,080.33	44,303.04
2	7,169.00	1,659,656.55	1,663,669.13	3,156.42
3	2,150.68	975,735.30	977,328.22	557.76
4	1,433.78	426,072.81	427,133.78	372.81
5	5,084.84	6,530,926.69	6,524,428.96	11,582.57
6		3,791.38	3,791.38	
		2,403,560.20	2,293,402.20	110,158.00
	152,398.07	2,468,101.79	2,309,073.48	311,426.38
	19,964,125.59	299,538,689.10	292,995,544.40	26,507,270.29

2014 1

( )

		26,014,952.93	2,088,893.48
--	--	---------------	--------------

2

( )

	77,499,999.90	77,499,999.90
	8,630,591.43	5,098,201.66
	4,694,794.52	4,694,794.52
	23,424,657.25	
	114,250,043.10	87,292,996.08

( )

1

1	149,533,972.05	62,638,986.75
1-2	4,183,001.51	3,088,494.91
2-3	2,997,039.36	4,357,497.39
3	264,600.00	311,220.00
	156,978,612.92	70,396,199.05

2

5%( 5%)  
5%( 5%)

3

2013 12 31 1

( ) 1

1 1

1		200,000,000.00
1	874,888,625.59	
	874,888,625.59	200,000,000.00

2 1

(1) 1

		200,000,000.00
		200,000,000.00

( )

--	--	--



	2,000,000,000.00	
	2,000,000,000.00	

1 [2013]CP291 2013 8  
 27 2013 "13 CP001"  
 2013 8 27 10 5.50%  
 2 2013 12 6 2013  
 "13 CP002" 2013  
 12 6 10 6.70%

( )

1

	204,500,000.00	
	204,500,000.00	

( )

1	2,500,000,000.00	2011 6 5	2011.06.05-2018.06.04	2,500,000,000.00	77,499,999.90	150,000,000.00	150,000,000.00	77,499,999.90	2,493,749,999.90

1                      2011    5    12                      2011                      [2011]926                      2011    6    9                      25

7                      7                      6%                      2,500,000,000                      250,000,000                      12,500,000                      2,250,000,000

2,487,500,000 ,                      5                      2011    6    24

[2011]    11004420036

( )

	12,964,285.69	14,142,857.13
	6,485,714.26	7,892,857.14
	7,464,285.69	8,142,857.13
	6,208,333.33	6,708,333.33
	1,726,190.46	1,869,047.62
	12,416,666.67	9,750,000.00
GMP	8,595,238.08	9,273,809.52
	750,043.80	821,813.76
		470,000.00
	54,933,333.33	
	1,821,428.55	1,964,285.71
	3,673,928.57	
	1,455,357.14	
	8,000,000.00	2,500,000.00
	1,200,000.00	1,200,000.00
AOTF		300,000.00
	9,271,250.00	4,000,000.00
	991,666.67	
2013	1,140,666.61	
	5,500,000.00	
2013	600,000.00	
	300,000.00	
	243,921,448.57	244,503,600.00
	389,419,837.42	313,539,461.34

( )

		+ -	
--	--	-----	--

	2,198,714,483.00						2,198,714,483.00

[2009] 09000220068  
 2010 8 22 2010 2010  
 9 8 2010 , [2010]1862  
 2010 12 27 T 1,694,370,052  
 10 3 508,311,015 ,  
 20 A  
 6.88 / 2010 12 28 2011 1 4  
 2011 1 4 504,344,431.00  
 2,198,714,483.00  
 [2011] 10006270029

( )

	4,432,693,886.00			4,432,693,886.00
	29,671,660.04			29,671,660.04
*a	280,828,531.28	6,578,804.68		287,407,335.96
	4,743,194,077.32	6,578,804.68		4,749,772,882.00

a

- 6,578,804.68

( )

	463,210,792.35	182,391,973.44		645,602,765.79
	463,210,792.35	182,391,973.44		645,602,765.79

( )

		3,175,864,680.90	/
		3,175,864,680.90	/

2

	1,887,372,181.51	1,431,921,070.13	1,463,039,773.56	1,103,678,182.96
	3,972,097,615.09	2,906,558,080.72	2,925,147,774.16	2,165,993,692.81
	6,471,321,600.34	4,782,033,883.48	5,742,541,880.34	4,306,757,661.45
	1,013,102,502.00	752,101,325.60	1,024,963,732.51	779,449,198.51
	13,343,893,898.94	9,872,614,359.93	11,155,693,160.57	8,355,878,735.73

3

	158,786,707.29	1.19
	157,372,980.36	1.18
	102,863,506.26	0.77
	91,059,587.58	0.68
	86,490,209.21	0.65
	596,572,990.70	4.47

4

	2013		2012	
	9,896,438,053.53	7,213,971,176.95	8,703,179,108.36	6,380,906,685.31
	8,092,110,883.15	6,010,442,211.45	7,045,432,078.58	5,261,836,077.41
	2,690,642,646.23	2,106,017,341.87	1,907,306,433.78	1,585,643,154.22
	2,463,486,313.03	1,923,759,230.62	1,674,575,488.74	1,403,405,210.97
	399,502,589.44	350,111,340.48	253,297,116.57	214,730,331.89
	357,310,609.74	202,514,500.63	291,910,501.86	174,598,564.31
	13,343,893,898.94	9,872,614,359.93	11,155,693,160.57	8,355,878,735.73

5

	2013		2012	
	121,735.94	74,420.22	6,275.30	2,826.59
	14,712,882.12	-	9,455,382.25	181,100.37
	14,834,618.06	74,420.22	9,461,657.55	183,926.96

( )

	17,879,940.71	14,665,851.79	
	25,169,872.75	22,640,429.92	
	10,954,715.13	9,899,831.35	
	7,298,877.49	6,600,673.82	

	116,405.05	27,238.75	
	195,020.29	66,294.61	
	33,733,195.93	3,976,911.36	
	95,348,027.35	57,877,231.60	/

( )

	53,265,941.87	41,027,176.80
	21,069,862.60	20,994,452.41
	11,578,434.54	10,238,601.17
	43,877,089.55	36,706,481.48
	11,450,023.89	9,949,687.02
	9,932,625.36	12,989,280.36
	7,118,088.52	

	404,078,538.35	360,336,524.22
	-58,968,800.63	-49,596,659.65
		579,384.72
	1,919,328.71	
	769,523.40	1,195,386.88
	8,000,000.00	
	355,798,589.83	312,514,636.17

( )

1

	48,702,615.39	47,917,106.44
	2,801.71	
	48,705,417.10	47,917,106.44

2

*a	49,716,453.67	47,917,106.44	2013
*b	-1,013,838.28		2013
	48,702,615.39	47,917,106.44	/

\*a

49,716,453.67

2013

2013

\*b

2013

-1,013,838.28

2013

( )

	5,816,929.76	17,947,399.85
	8,339,840.62	4,438,027.41
		1,015,124.90



	14,156,770.38	23,400,552.16

( )  
1

	3,949.94	15,665.27	3,949.94
	3,949.94	15,665.27	3,949.94
	43,321,601.72	20,824,264.52	43,321,601.72
	3,064,661.05	1,577,870.92	3,064,661.05
	46,390,212.71	22,417,800.71	46,390,212.71

2

GAP	270,000.00	50,000.00	
2011	5,000,000.00		
	470,000.00	400,000.00	
“ ”	9,652,917.00		
	5,000.00		
	60,000.00		
	20,000.00		
	2,420,000.00		
	300,000.00		
		500,000.00	
	200,000.00		
		3,750,000.00	
		300,000.00	

(GAP)	930,000.00		
	300,000.00		
	13,960.80		
	740,000.00		
	240,000.00		
100500 “ ”	150,000.00		
2012	300,000.00		
2012	300,000.00		
2012	47,000.00		
		420,000.00	
2013	300,000.00		
	850,000.00		
	80,000.00		
AOTF		500,000.00	
		500,000.00	
		349,920.00	
		80,000.00	
		1,000,000.00	
		30,000.00	
		300,000.00	
	1,810,000.00		
		1,000,000.00	
		200,000.00	
		800,000.00	
		590,000.00	
		100,000.00	
		400,000.00	

		900,000.00	
		250,000.00	
2012		12,800.00	
2012		100,000.00	
	9,600.00	9,600.00	
	313,500.00	645,000.00	
	100,000.00		
“ ”	10,000,000.00		
	8,439,623.92	7,636,944.52	
	43,321,601.72	20,824,264.52	/

( )

	419,085.33	325,384.51	419,085.33
	419,085.33	325,384.51	419,085.33
	10,784,441.66	18,009,500.00	10,784,441.66
	511,515.97	787,133.93	511,515.97
	1,177.22	7,706,961.54	1,177.22
	11,716,220.18	26,828,979.98	11,716,220.18

( )

	359,421,061.63	258,316,193.17
	-25,824,208.23	-7,060,723.93
	333,596,853.40	251,255,469.24

( )

	2013	2012
	0.855	0.655
	0.855	0.655

[ ]

( )

--	--	--

1		
2.	6,578,804.68	3,434,484.37
	6,578,804.68	3,434,484.37
3		
4		
5.		
	6,578,804.68	3,434,484.37

( )  
1

	119,201,977.80
	60,159,967.30
	47,341,759.70
	5,522,019.77
	11,323,713.34
	243,549,437.91

2

	224,696,457.08
	146,520,408.59
	10,784,441.66
	1,988,524.00
	83,884,849.37
	2,329,094.91
	470,203,775.61

3

	30,000,000.00
	30,000,000.00

4

	8,000,000.00
	1,919,328.71
	9,919,328.71

( )

1

<b>1</b>		
	1,880,413,503.51	1,441,358,456.27
	14,156,770.38	23,400,552.16
	194,184,225.40	137,592,832.91
	36,696,534.76	30,584,791.74
	11,547,728.20	10,011,590.34
“ ”	415,135.39	309,719.24
“ ”		
“ ”		
“ ”	413,997,867.06	360,915,908.94
“ ”	-48,705,417.10	-47,917,106.44
“ ”	-25,824,208.23	-7,060,723.93
“ ”		
“ ”	-718,409,824.00	-950,709,843.48
“ ”	-518,432,724.32	-488,833,709.14
“ ”	438,409,065.21	498,697,736.94
	-4,438,027.41	
	1,674,010,628.85	1,008,350,205.55
<b>2</b>		
<b>3</b>		
	8,465,251,150.39	6,097,548,509.56
	6,097,548,509.56	6,323,039,895.87

	2,367,702,640.83	-225,491,386.31

2

1	5,100,000.00	1,162,758.59
2	5,100,000.00	1,162,758.59
	1,708,962.86	596,614.72
3	3,391,037.14	566,143.87
4	1,756,202.97	1,162,758.59
	2,773,194.92	27,532,429.71
	99,350.81	1,803,440.30
	1,116,342.76	28,173,111.42
1		
2		
3		
4		

3

	8,465,251,150.39	6,097,548,509.56
	1,451,331.53	2,167,774.21
	8,460,601,478.19	6,094,747,631.24
	3,198,340.67	633,104.11
	8,465,251,150.39	6,097,548,509.56

( )

						10,000.00	30.42%	30.42%		19346255-0
		-	-	-	-	-	32.54%	32.54%	-	-

( )

	2.12%								71927335-X
	2.12%								74997393-9
					2019 11 20				
	2.12%								
	2.12%								
	1.59%								
									66100600-4
									69243512-7
									77924910-8

				55030505-2
				69813064-X
				56751026-3
				06151817-X
				07456038-5
				75289231-2
		2015 11 14		06733871-9
				07190114-8





-  
-

( )  
1 /

				%		%
			47,640.00	21.90		

/

				%		%
			6,590,493.19	0.05		

2

		1,200,000,000.00	2009 2015	12 1 12 31

		1,200,000,000.00	2009 12 1 2015 12 31	
		300,000,000.00	2012 1 19 2015 1 18	
		300,000,000.00	2010 10 21 2014 10 21	
		200,000,000.00	2011 4 28 2014 4 27	
		200,000,000.00	2011 4 28 2014 4 27	
		200,000,000.00	2011 4 28 2016 5 4	
		200,000,000.00	2011 4 28 2016 5 4	
		300,000,000.00	2011 5 13 2015 1 1	

( )

:

:

:

		2,160,353.25	21,603.53		
		827,500.00	41,375.00		
		110,310.00	5,515.50		

( )

29,692

2013 12 31

( )

1 2009

30,000

2 30,000  
2010 9 20  
7,000

				10		(
3	)	2011	1	2011		
4				2011	4	4
	11					
10	,			99,145,800.33	650	
5		2011	1	27	2011	
		30,000				
6		2012	9	18	2012	
		2012	-2014			
7		2013	4	23	8.5	8.5
				200		
8		2013	6	16	2013	
	1.5					1.5
						40
9		2013			10	
	10					
10		2013	11	8	2013	
		30		-		
				2,000	(	)

( )							
1	2014	2	28	2014		50	
	30,000						
	7						
						24	
2	2014	3	26		2013		
	2013	12	31	2,198,714,483.00	10	2.60	(
)				571,665,765.58			3,861,881,039.66

( )  
1

		(%)		(%)		(%)		(%)
	1,478,117,295.72	100.00	21,825,116.08	1.48	1,044,483,733.40	100.00	18,223,285.47	1.74
	1,478,117,295.72	100.00	21,825,116.08	1.48	1,044,483,733.40	100.00	18,223,285.47	1.74
	1,478,117,295.72	/	21,825,116.08	/	1,044,483,733.40	/	18,223,285.47	/

		(%)		(%)		
1						
	1,410,047,094.16	95.39	13,440,997.62	947,714,833.84	90.74	9,137,959.93
-1	50,810,663.36	3.44	2,398,151.37	89,761,229.57	8.59	3,762,780.50
1	1,460,857,757.52	98.83	15,839,148.99	1,037,476,063.41	99.33	12,900,740.43
1 2	10,476,075.91	0.71	571,639.89	221,552.85	0.02	66,465.86
2 3	41,475.47	0.00	20,737.74	576,048.45	0.06	288,024.23

3	6,741,986.82	0.46	5,393,589.46	6,210,068.69	0.59	4,968,054.95
	1,478,117,295.72	100.00	21,825,116.08	1,044,483,733.40	100.00	18,223,285.47

2 5%( 5%)  
5%( 5%)

3

					(%)
		36,065,278.32			2.44
		28,065,709.08			1.90
		26,322,916.00			1.78
		25,199,850.66			1.71
		24,307,446.56			1.64
	/	139,961,200.62	/		9.47

2013 12 31

"

"

( )

1

		(%)		(%)		(%)		(%)
	2,139,318,927.43	100.00	1,330,220.24	0.06	1,652,514,724.89	100.00	256,243.81	0.02
	2,139,318,927.43	100.00	1,330,220.24	0.06	1,652,514,724.89	100.00	256,243.81	0.02
	2,139,318,927.43	/	1,330,220.24	/	1,652,514,724.89	/	256,243.81	/

		(%)		(%)	
1					
1	834,248,198.99	39.00	430,220.24	1,014,402,776.02	61.39
					255,343.81

1	834,248,198.99	39.00	430,220.24	1,014,402,776.02	61.39	255,343.81
1 2	790,397,480.59	36.94	900,000.00	462,604,904.00	27.99	900.00
2 3	402,216,808.21	18.80		160,653,911.71	9.72	
3	112,456,439.64	5.26		14,853,133.16	0.90	
	2,139,318,927.43	100.00	1,330,220.24	1,652,514,724.89	100.00	256,243.81

2 5%( 5%)  
5%( 5%)

3

				(%)
		35,000,000.00	1	1.64
		355,646,000.00	1-2	16.63
		121,392,981.58	2-3	5.68
		146,006,070.00	1	6.82
		39,014,765.00	1-2	1.82
		21,000,000.00	2-3	0.98
		95,847,359.49	3	4.48
		113,900,000.00	1	5.33
		74,500,164.00	1-2	3.48
		60,783,591.13	2-3	2.84
		142,281,860.59	1	6.65
		82,800,000.00	1-2	3.87
		90,436,377.67	1	4.23
		46,955,080.22	1-2	2.19
		38,696,057.82	2-3	1.81
	/	1,464,260,307.50	/	68.45

2013 12 31

"

"

( )

	100,000,000.00	100,000,000.00		100,000,000.00			100.00	100.00

	350,000,000.00	350,000,000.00		350,000,000.00			100.00	100.00
	5,000,000.00	5,000,000.00		5,000,000.00			100.00	100.00
	75,250,300.00	75,250,300.00		75,250,300.00			100.00	100.00
	38,937,700.00	38,937,700.00		38,937,700.00			100.00	100.00
	30,000,000.00	30,000,000.00		30,000,000.00			100.00	100.00
	68,311,461.60	68,311,461.60		68,311,461.60			100.00	100.00
( )	360,461,800.00	360,461,800.00		360,461,800.00			100.00	100.00
	5,000,000.00	5,000,000.00		5,000,000.00			100.00	100.00
	345,500,000.00	295,500,000.00	50,000,000.00	345,500,000.00			100.00	100.00
	2,000,000.00	2,000,000.00		2,000,000.00			100.00	100.00
	10,000,000.00	10,000,000.00		10,000,000.00			100.00	100.00
	10,000,000.00	10,000,000.00		10,000,000.00			100.00	100.00
( )	20,000,000.00	20,000,000.00		20,000,000.00			100.00	100.00
( )	5,000,000.00	5,000,000.00		5,000,000.00			100.00	100.00
( )	5,000,000.00	5,000,000.00		5,000,000.00			100.00	100.00
	50,000,000.00	50,000,000.00		50,000,000.00			100.00	100.00
( )	10,000,000.00	10,000,000.00		10,000,000.00			100.00	100.00
	10,000,000.00	10,000,000.00		10,000,000.00			100.00	100.00

	10,000,000.00	10,000,000.00		10,000,000.00			100.00	100.00
	20,000,000.00	20,000,000.00		20,000,000.00			100.00	100.00
	50,000,000.00		50,000,000.00	50,000,000.00			100.00	100.00
	5,100,000.00		5,100,000.00	5,100,000.00			100.00	100.00
	100,000,000.00		100,000,000.00	100,000,000.00			100.00	100.00
	30,000,000.00		30,000,000.00	30,000,000.00			100.00	100.00

	76,560,000.00	232,090,055.35	38,295,258.35	270,385,313.70			18,000,000.00	10.00	10.00
	16,500,000.00		15,486,161.72	15,486,161.72				55.00	

( )  
1

	12,096,589,713.72	10,029,624,283.70
	8,997,999,229.23	7,520,644,207.22

2

	1,661,092,014.39	1,236,399,498.17	1,307,377,003.25	984,128,577.55
	3,405,814,361.48	2,595,630,084.57	2,568,900,821.22	1,976,622,610.75
	6,064,316,796.33	4,448,932,644.10	5,213,251,591.90	3,847,916,000.79
	965,366,541.52	717,037,002.39	940,094,867.33	711,977,018.13
	12,096,589,713.72	8,997,999,229.23	10,029,624,283.70	7,520,644,207.22



3

	263,950,081.11	2.18
	158,786,707.29	1.31
	157,372,980.36	1.30
	91,059,587.58	0.75
	86,490,209.21	0.72
	757,659,565.55	6.26

4

	2013		2012	
	9,462,105,282.80	6,885,027,526.65	8,289,140,545.00	6,070,872,965.15
	8,077,757,345.94	5,997,203,349.91	7,026,148,864.89	5,261,934,884.04
	2,368,626,111.89	1,848,283,570.67	1,522,988,411.39	1,233,495,358.84
	2,152,691,530.33	1,675,830,181.60	1,290,257,466.35	1,051,257,415.59
	265,858,319.03	264,688,131.91	217,495,327.31	216,275,883.23
	12,096,589,713.72	8,997,999,229.23	10,029,624,283.70	7,520,644,207.22

( )

1

	48,702,615.39	47,917,106.44
	48,702,615.39	47,917,106.44

2

*a	49,716,453.67	47,917,106.44	2013
*b	-1,013,838.28		2013
	48,702,615.39	47,917,106.44	/

\*a

49,716,453.67

2013

2013

\*b

2013

-1,013,838.28

2013

( )

<b>1</b>		
	1,823,919,734.35	1,385,236,480.03
	11,104,623.74	9,007,828.99
	138,356,651.81	108,271,329.47
	30,669,820.02	24,689,822.22
	3,797,907.87	2,989,848.66
“ ”		
“ ”		
“ ”		
“ ”	413,997,867.06	360,336,524.22
“ ”	-48,702,615.39	-47,917,106.44
“ ”	-1,238,874.11	-1,351,174.36
“ ”		
“ ”	-481,779,604.12	-168,744,125.61
“ ”	-1,010,829,331.90	-881,732,459.47
“ ”	484,548,054.01	375,399,535.01
	-2,845,463.06	
	1,360,998,770.28	1,166,186,502.72
<b>2</b>		
<b>3</b>		
	8,144,223,846.07	5,853,151,686.05
	5,853,151,686.05	6,066,923,762.30
	2,291,072,160.02	-213,772,076.25

( )

	2013		2012	2011
	-415,135.39		-309,719.24	4,186,563.74
	43,321,601.72		20,824,264.52	38,768,494.14

	2,801.71			
	270,000.00		430,000.00	340,000.00
	-8,232,473.80		-24,925,724.55	-10,682,792.84
	-295,162.06		-153,397.50	-246,609.01
	-7,835,972.78		-60,014.21	-6,710,339.98
	26,815,659.40		-4,194,590.98	25,655,316.05

( )

	%		
	16.63	0.855	0.855
	16.39	0.843	0.843

2012			
	(%)		
	14.55	0.655	0.655
	14.59	0.657	0.657

2

	2013	2012

2013	2012
1,879,816,994.38	1,441,191,488.21
26,815,659.40	-4,194,590.98
1,853,001,334.98	1,445,386,079.19
2,198,714,483.00	2,198,714,483.00
-	-
-	-
-	-
-	-
-	-
12	12
2,198,714,483.00	2,198,714,483.00
10,580,984,033.57	9,246,293,785.14
-	-

8	2013	2012	20,100,103.01	59.10%	
9	2013	2012	25,824,208.23	100.38%	
10	2013	2012	90,388,757.47		
11	2013	2012	6,543,144.70	32.77%	
		100%	2013	2012	903615E 165.90.7(0)-14 2(T

( )  
( )  
( )

2014 3 26